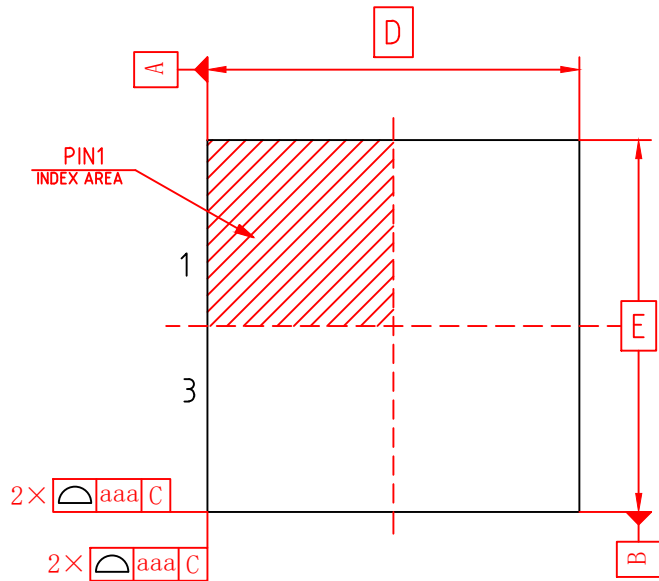
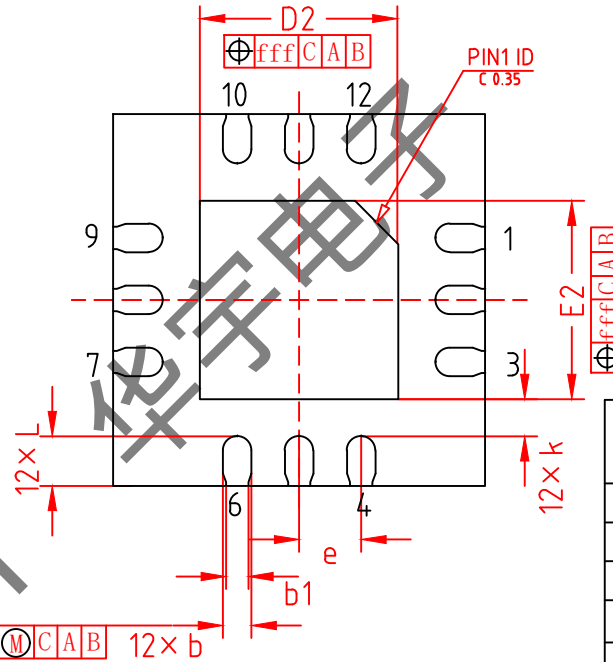


TOP VIEW
正视图

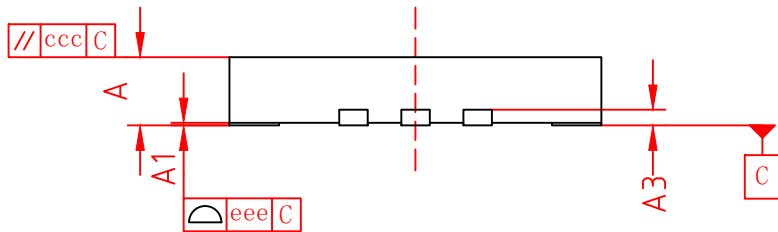


BOTTOM VIEW
背视图



机械尺寸/mm			
REF	MIN	NOMINAL	MAX
A	0.45	0.50	0.55
b	0.18	0.23	0.28
b1	0.18 REF		
D	3.00 BSC		
D2	1.50	1.60	1.70
E	3.00 BSC		
E2	1.50	1.60	1.70
e	0.50 BSC		
L	0.30	0.40	0.50

SIDE VIEW
侧视图



SYMB	COMMON DIMENSIONS			NOTE
	MIN	NOMINAL	MAX	
A1	0.00	0.02	0.05	
A3	0.127 REF			
k	0.30 REF			
TOLERANCES OF FORM AND POSITION				
aaa	0.10			
bbb	0.10			
ccc	0.10			
eee	0.08			
fff	0.10			

池州华宇电子科技股份有限公司
CHI ZHOU HI SEMI ELECTRONICS TECHNOLOGY CO.,LTD

图号 Drawing NO.	HY-POD-QFN120303001			
Title 产品外形图	PACKAGE OUTLINE DIMENSIONS QFN12L (3×3×0.5-P0.5)			
幅图 size	页数 page	单位 unit	比例 scale	视图 view
A4	1	mm	1:1	☉ ①

制图: Draw	李家通 2024. 11. 18	研发部: R&D Check	
品质部: Quality Department		产品工程部: PE Check	
生技部: Technical Department		生产部: Product Department	
审核: Checker		核准: Approved	